



# Open Banking Our performance

Business  
January – March 2022



# Open Banking – a quarterly report

## What can this report tell me?

This report is a good way for you to see how we're performing in Open Banking.

We'll usually publish it four times a year and it will help you to see:

- how long all of our online services are up or down (otherwise known as 'uptime' or 'downtime').
- how long all of our online services take to respond to each and every request.
- how frequently we have errors that mean that other websites or apps can't talk to our systems.

## Why do we publish this?

We do this, because both the European Banking Authority and the Financial Conduct Authority want to make sure that you're getting the best possible service – as do we. This means that each and every financial provider in Open Banking needs to publish the same types of data.

## How can I find out more about Open Banking?

To find out more about what we offer and how we're doing it, take a look at our Open Banking pages.

[www.bankofscotland.co.uk/aboutonline/open-banking](http://www.bankofscotland.co.uk/aboutonline/open-banking)

If you're more interested in the technical side, take a look at the Open Banking Standard pages.

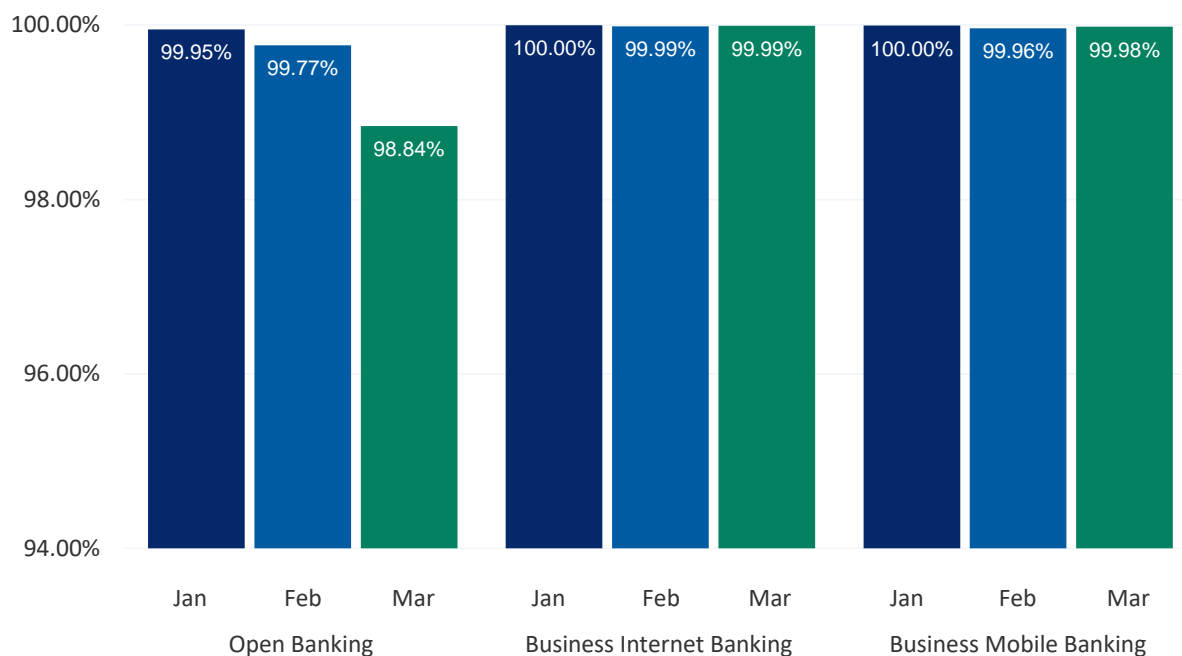
[standards.openbanking.org.uk](http://standards.openbanking.org.uk)

# Service availability

January - March 2022

We aim to be available all the time. But, from time to time, there might be some planned or unplanned downtime. The bar chart and figures below, show just how available we've been this quarter.

How long our service has been available for (%)



What the source data looks like

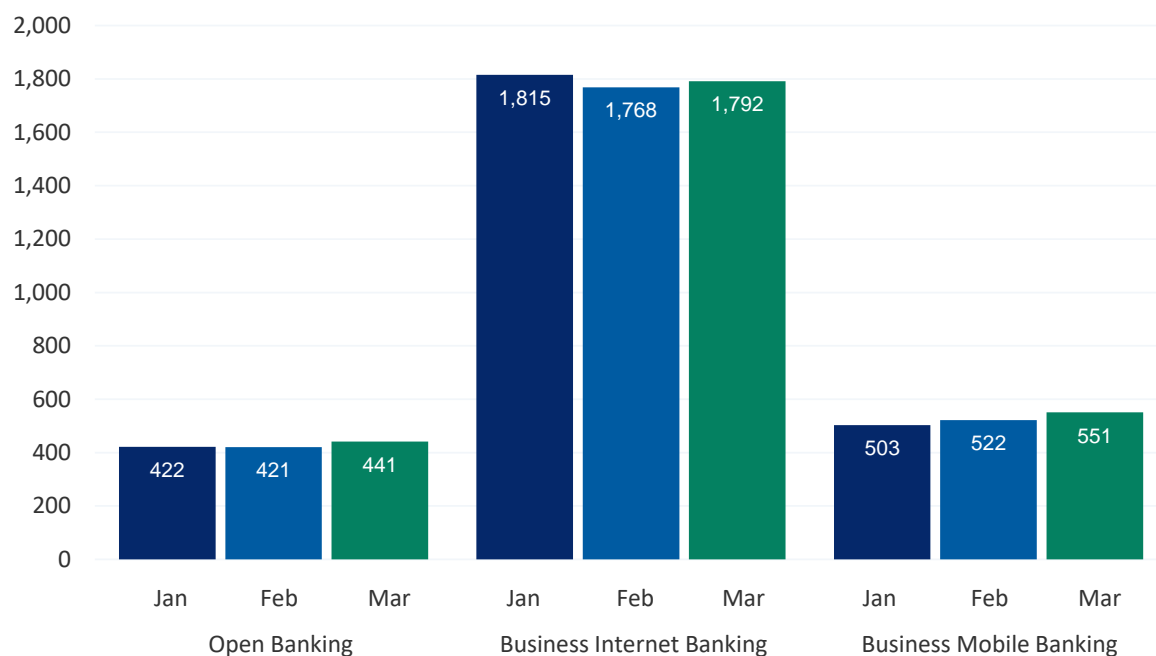
		Open Banking	Business Internet Banking	Business Mobile Banking
January	Availability	99.95%	100.00%	100.00%
	Planned downtime	4m	<1m	<1m
	Unplanned downtime	18m	<1m	2m
February	Availability	99.77%	99.99%	99.96%
	Planned downtime	12m	4m	13m
	Unplanned downtime	1h 21m	2m	2m
March	Availability	98.84%	99.99%	99.98%
	Planned downtime	0m	0m	<1m
	Unplanned downtime	16h 16m	4m	8m

# Account information services

January - March 2022

We like to measure how long it takes us to respond to each account information request. So, whatever information you're sharing, we will always track how fast we are. The bar chart and figures below, show just how quick we've been this quarter.

How long it's taken us to respond to account information requests (in milliseconds)



What the source data looks like

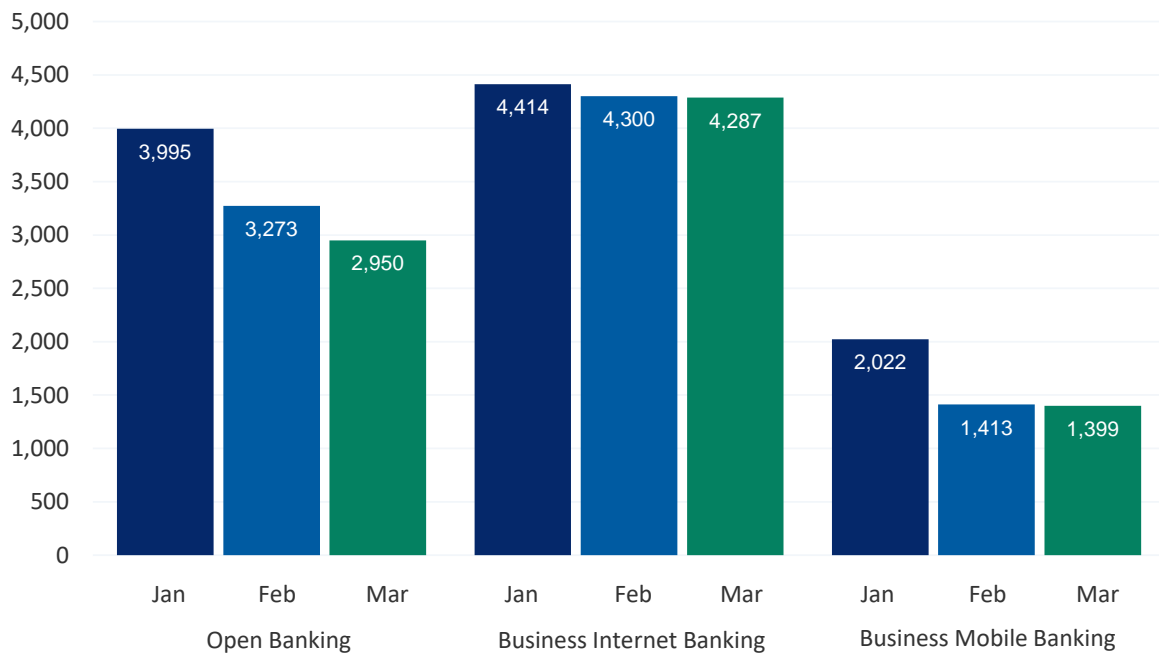
	Open Banking	Business Internet Banking	Business Mobile Banking
January	422ms	1,815ms	503ms
February	421ms	1,768ms	522ms
March	441ms	1,792ms	551ms

# Payment services

January - March 2022

We like to measure how long it takes us to respond to each payment request. So, whatever payment's being set up, we will always track how fast we are. The bar chart and figures below, show just how quick we've been this quarter.

How long it's taken us to respond to payment requests (in milliseconds)



What the source data looks like

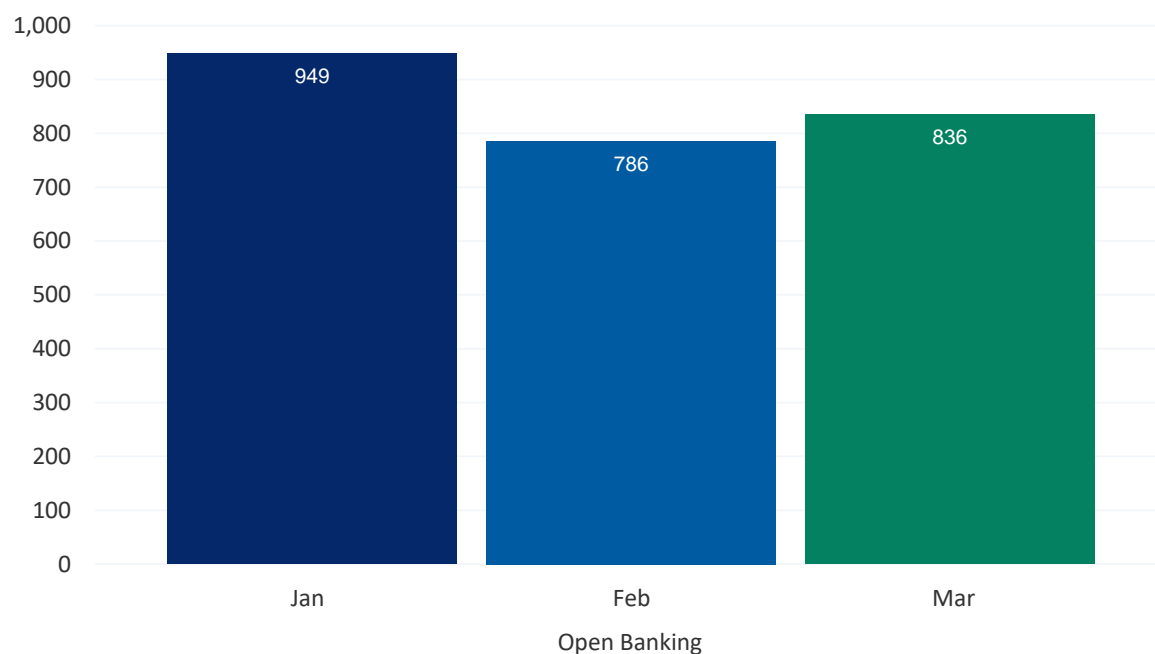
	Open Banking	Business Internet Banking	Business Mobile Banking
January	3,995ms	4,414ms	2,022ms
February	3,273ms	4,300ms	1,413ms
March	2,950ms	4,287ms	1,399ms

# Funds checking services

January - March 2022

We like to measure how long it takes us to respond to each funds checking request. So we will always track how fast we are. The bar chart and figures below, show just how quick we've been this quarter.

How long it's taken us to respond to funds checking requests (in milliseconds)



What the source data looks like

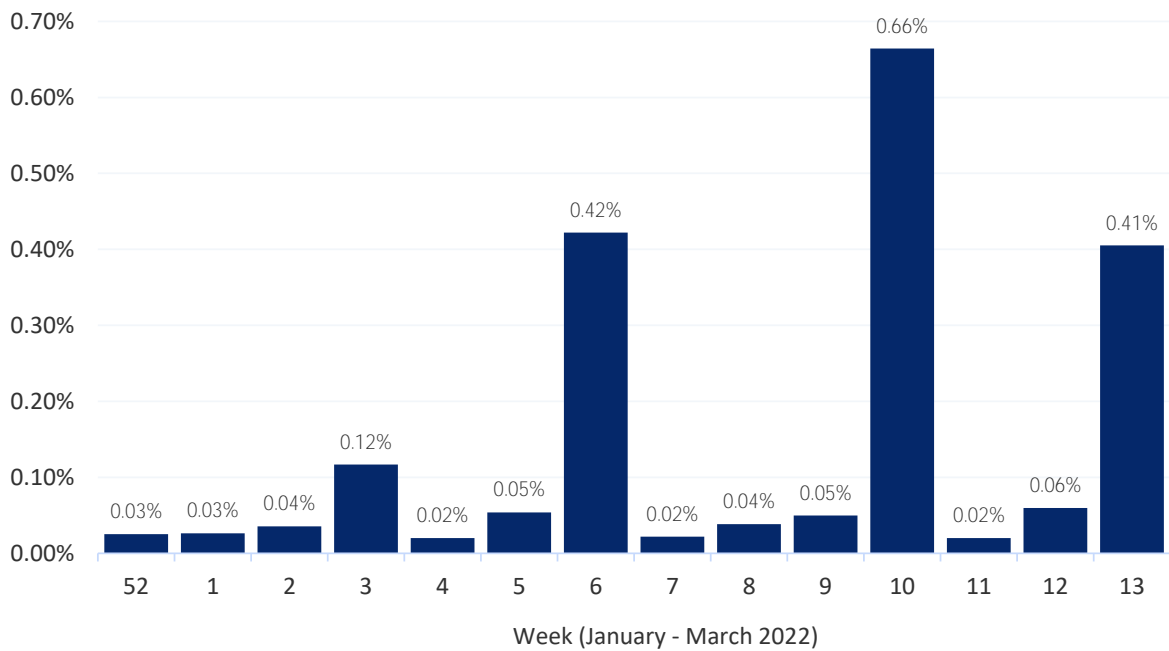
Open Banking	
January	949ms
February	786ms
March	836ms

# Error rates

## January - March 2022


Sometimes, when a website or app tries to talk to our systems, there may be a problem. If we can't provide them with an access point (also known as an 'API'), then the request will fail and we will report it as an error. The bar chart and figures below, show the error rates this quarter.

### What our error rates have been (%)



### What the source data looks like

Week	52	1	2	3	4	5	6	7	8	9	10	11	12	13
Rate (%)	0.03	0.03	0.04	0.12	0.02	0.05	0.42	0.02	0.04	0.05	0.66	0.02	0.06	0.41



**BANK OF  
SCOTLAND**

Bank of Scotland plc. Registered in Scotland No. SC327000. Registered Office: The Mound, Edinburgh EH1 1YZ. Authorised by the Prudential Regulation Authority and regulated by the Financial Conduct Authority and the Prudential Regulation Authority under registration number 169628.